

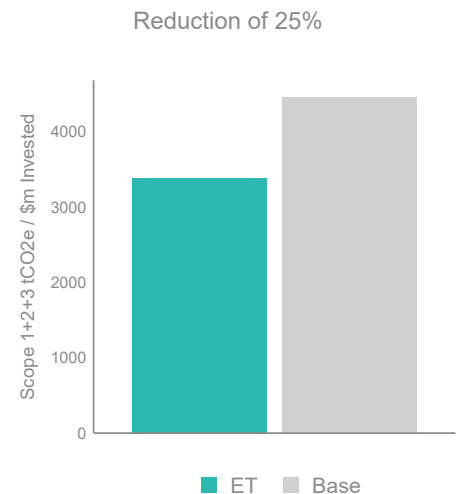
ET SWIX FOSSIL FREE LOW CARBON TRACKER INDEX

- **Universe:** SWIX as provided to ET Index Research by Old Mutual.
- **Objective:** The index can be used in the creation of index tracking funds, derivatives and as a performance benchmark.
- **Strategy:** Combines divestment with Engaged Tracking (ET) to exclude fossil-fuel stocks and significantly reduce carbon exposure across all remaining constituent companies while tracking the base index as closely as possible.
- **Engagement:** ET Index Research directly engages with constituent companies on behalf of ET Investors to lower emissions and improve disclosure as part of the public ET Carbon Ranking process.
- **Investability:** Stocks are selected and weighted to ensure that the index is investable.
- **Classification:** Index constituents are assigned to sectors in accordance with the Sustainable Industry Classification System™ (SICS™) from the Sustainability Accounting Standards Board™ (SASB™).

Performance Chart



Carbon Emissions Intensity Reduction



Performance Statistics

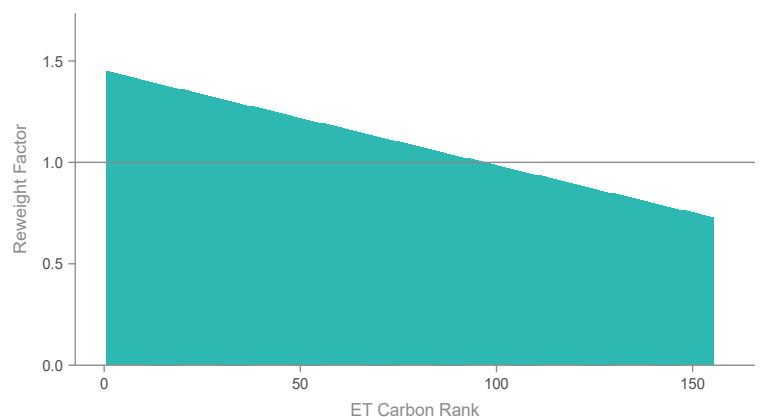
	1Y Returns	3Y Returns	3Y Ann. Returns	3Y Ann. StdDev	3Y Return/Risk Ratio	Tracking Error	Avg. ET Carbon Rank
ET Index	11.67%	37.64%	11.24%	16.68%	0.67	2.71%	69
Base Index	3.44%	24.27%	7.51%	16.27%	0.46	-	83

Base Index indicates the original version of the index or fund prior to optimisation by ET Index Research - unless specified it is market capitalisation weighted. Carbon emissions intensity data comes from ET Index Research.

Top 10 Constituent Weights

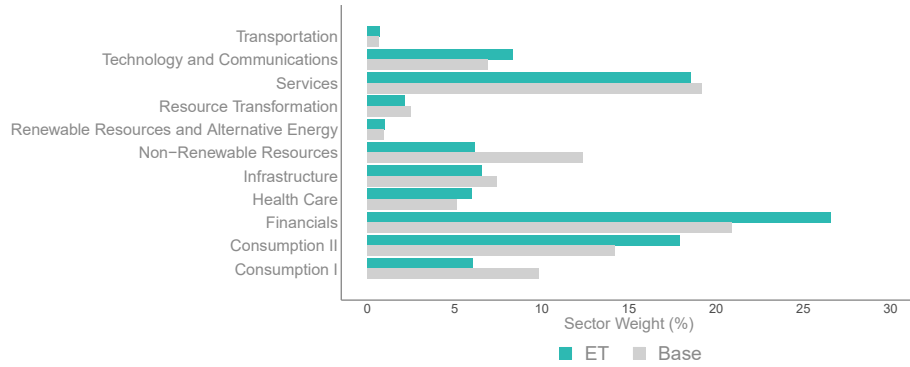
Name	Base	ET	ET Carbon Rank*
NASPERS LTD-N	16.63%	16.15%	103
MTN GROUP LTD	4.26%	5.23%	48
STANDARD BANK GROUP LTD	3.52%	4.25%	52
FIRSTRAND LTD	3.10%	3.78%	50
STEINHOFF INTERNATIONAL	3.54%	3.64%	91
SANLAM LTD	2.12%	2.92%	16
OLD MUTUAL	2.02%	2.77%	18
REMGRO LTD	2.07%	2.23%	80
FINANCIERE RICHEMONT-DEP	1.64%	2.19%	25
ASPEN PHARMACARE LT	1.81%	2.14%	58

Constituent Reweights by ET Carbon Rank



*ET Carbon Rank denotes the relative rank specifically calculated for this universe. Depending on the index strategy this may differ from the public ET Carbon Rank.

Sector Weights



Top 10 Country Weights

Country	Base	ET
South Africa	84.6%	88.3%
United Kingdom	9.6%	5.4%
Switzerland	2.0%	2.5%
Australia	1.7%	1.3%
Luxembourg	0.8%	1.0%
Romania	0.7%	0.6%
Malta	0.6%	0.7%
Isle of Man	0.1%	0.1%
Guernsey	0.1%	0.1%

Characteristics

Currency	ZAR
Number of Constituents	155
Review Dates	Quarterly in March, June, September & December

About ET Index Research Investment Strategies

The Engaged Tracking (ET) Index Series incorporates engagement with constituent companies to improve transparency and lower emissions on behalf of ET Investor clients. Constituent weightings within the ET Low Carbon Index Series and the Fossil Free Low Carbon Index Series are based on a company's position in the fully transparent, public ET Carbon Rankings. The ET Index Series includes Scope 3 emissions (which typically account for 75% of emissions) and comes with a variety of tracking error and emissions intensity reduction options to suit the needs of all investors.

Visit etindex.com to view the ET Carbon Rankings online.

Country: All countries
Sector: All sectors

All disclosure categories		Public, Complete Scope 1 & 2, Third-party Assured	Public, Complete Scope 1 & 2, Not Third-party Assured	Public, Incomplete Scope 1 & 2	No Public Data				
Rank	Company Name	Country	Industry	Reported Scope 1+2 Total (tCO ₂ e)	Scope 1+2 Intensity Accepted or Inferred	Reported Scope 3 Total (tCO ₂ e)	Scope 3 Intensity Accepted or Inferred	No. S3 Categories Disclosed	Combined Scope 1+2+3 Intensity
1	Oracle Corp	United States	Software and IT Services	387,000	10	919,000	24	15	34
2	Biogen Inc	United States	Biotechnology	58,000	5	376,000	35	15	40
3	Adobe Systems Inc	United States	Software and IT Services	45,000	9	150,000	31	15	41
4	UCB SA	Belgium	Biotechnology	66,000	15	20,000	58	1	73
5	Amgen Inc	United States	Biotechnology	369,000	17	103,000	57	2	74

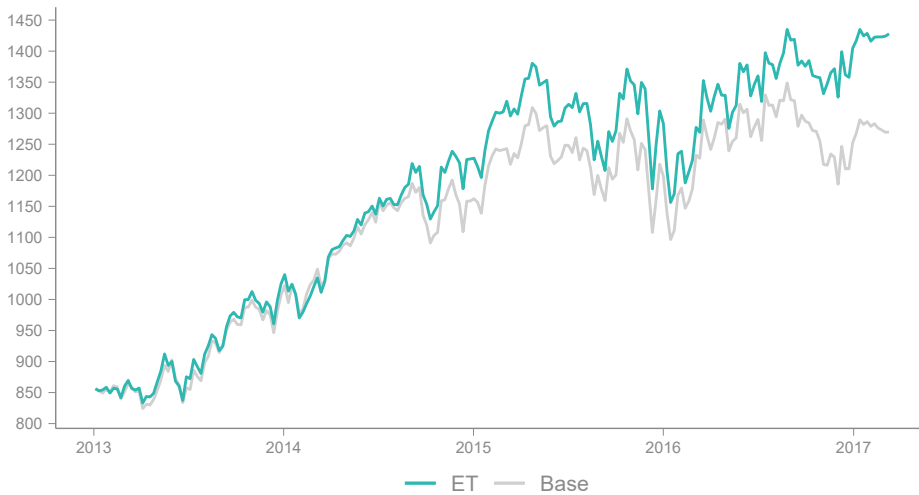
ET INDEX RESEARCH

ET Index Research
 Level39, One Canada Square,
 Canary Wharf, London, E14 5AB
 Tel: +44 (0)207 460 1001
 info@etindex.com
www.etindex.com

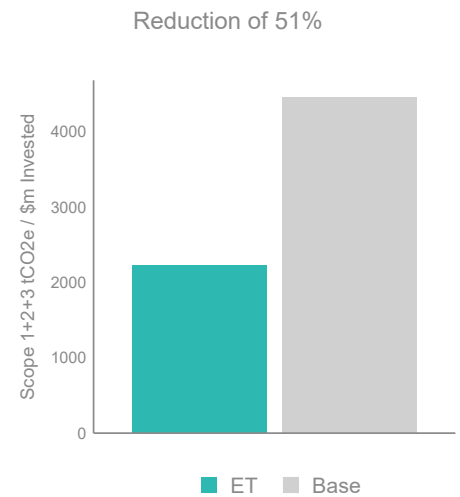
ET SWIX FOSSIL FREE LOW CARBON BENCHMARK INDEX

- **Universe:** SWIX as provided to ET Index Research by Old Mutual.
- **Objective:** The index can be used in the creation of index tracking funds, derivatives and as a performance benchmark.
- **Strategy:** Combines divestment with Engaged Tracking (ET) to exclude fossil-fuel stocks and significantly reduce carbon exposure across all remaining constituent companies to a midpoint between the ET Fossil Free Low Carbon Tracker and Transition Indexes.
- **Engagement:** ET Index Research directly engages with constituent companies on behalf of ET Investors to lower emissions and improve disclosure as part of the public ET Carbon Ranking process.
- **Investability:** Stocks are selected and weighted to ensure that the index is investable.
- **Classification:** Index constituents are assigned to sectors in accordance with the Sustainable Industry Classification System™ (SICS™) from the Sustainability Accounting Standards Board™ (SASB™).

Performance Chart



Carbon Emissions Intensity Reduction



Performance Statistics

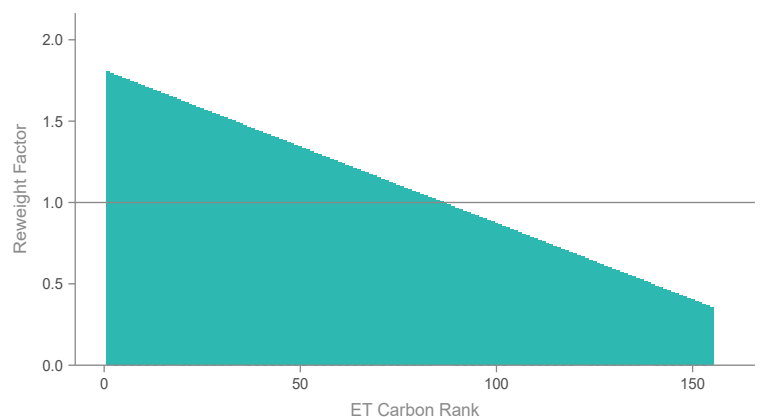
	1Y Returns	3Y Returns	3Y Ann. Returns	3Y Ann. StdDev	3Y Return/Risk Ratio	Tracking Error	Avg. ET Carbon Rank
ET Index	12.50%	41.18%	12.18%	17.09%	0.71	3.71%	69
Base Index	3.44%	24.27%	7.51%	16.27%	0.46	-	83

Base Index indicates the original version of the index or fund prior to optimisation by ET Index Research - unless specified it is market capitalisation weighted. Carbon emissions intensity data comes from ET Index Research.

Top 10 Constituent Weights

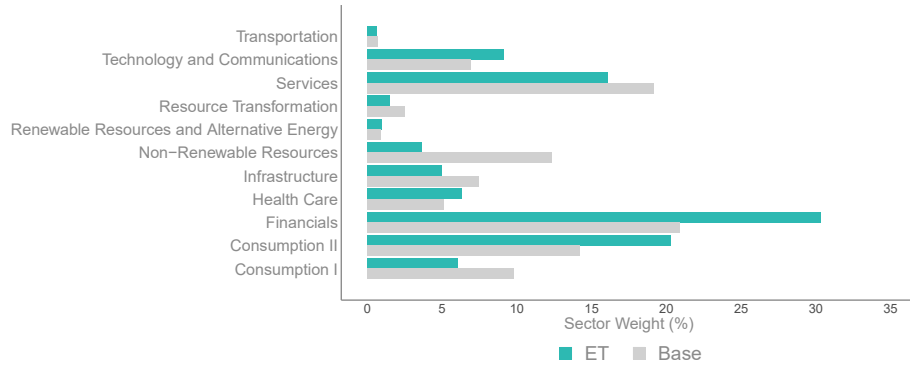
Name	Base	ET	ET Carbon Rank*
NASPERS LTD-N	16.63%	14.05%	103
MTN GROUP LTD	4.26%	5.81%	48
STANDARD BANK GROUP LTD	3.52%	4.66%	52
FIRSTRAND LTD	3.10%	4.17%	50
SANLAM LTD	2.12%	3.53%	16
STEINHOFF INTERNATIONAL	3.54%	3.39%	91
OLD MUTUAL	2.02%	3.33%	18
FINANCIERE RICHEMONT-DEP	1.64%	2.59%	25
SHOPRITE LTD	1.43%	2.45%	11
WOOLWORTHS LTD	1.30%	2.32%	2

Constituent Reweights by ET Carbon Rank



*ET Carbon Rank denotes the relative rank specifically calculated for this universe. Depending on the index strategy this may differ from the public ET Carbon Rank.

Sector Weights



Top 10 Country Weights

Country	Base	ET
South Africa	84.6%	88.8%
United Kingdom	9.6%	5.1%
Switzerland	2.0%	2.8%
Australia	1.7%	0.8%
Luxembourg	0.8%	1.1%
Romania	0.7%	0.4%
Malta	0.6%	0.8%
Isle of Man	0.1%	0.1%
Guernsey	0.1%	0.1%

Characteristics

Currency	ZAR
Number of Constituents	155
Review Dates	Quarterly in March, June, September & December

About ET Index Research Investment Strategies

The Engaged Tracking (ET) Index Series incorporates engagement with constituent companies to improve transparency and lower emissions on behalf of ET Investor clients. Constituent weightings within the ET Low Carbon Index Series and the Fossil Free Low Carbon Index Series are based on a company's position in the fully transparent, public ET Carbon Rankings. The ET Index Series includes Scope 3 emissions (which typically account for 75% of emissions) and comes with a variety of tracking error and emissions intensity reduction options to suit the needs of all investors.

Visit etindex.com to view the ET Carbon Rankings online.

Country All countries
Sector All sectors

All disclosure categories		Public, Complete Scope 1 & 2, Third-party Assured	Public, Complete Scope 1 & 2, Not Third-party Assured	Public, Incomplete Scope 1 & 2	No Public Data				
Rank	Company Name	Country	Industry	Reported Scope 1+2 Total (tCO ₂ e)	Scope 1+2 Intensity Accepted or Inferred	Reported Scope 3 Total (tCO ₂ e)	Scope 3 Intensity Accepted or Inferred	No. S3 Categories Disclosed	Combined Scope 1+2+3 Intensity
1	Oracle Corp	United States	Software and IT Services	387,000	10	919,000	24	15	34
2	Biogen Inc	United States	Biotechnology	58,000	5	376,000	35	15	40
3	Adobe Systems Inc	United States	Software and IT Services	45,000	9	150,000	31	15	41
4	UCB SA	Belgium	Biotechnology	66,000	15	20,000	58	1	73
5	Amgen Inc	United States	Biotechnology	369,000	17	103,000	57	2	74

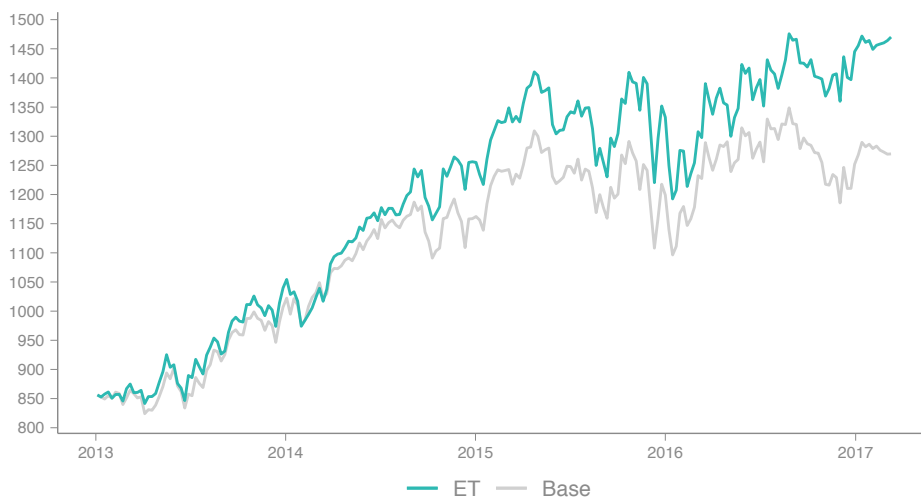
ET INDEX RESEARCH

ET Index Research
 Level39, One Canada Square,
 Canary Wharf, London, E14 5AB
 Tel: +44 (0)207 460 1001
 info@etindex.com
www.etindex.com

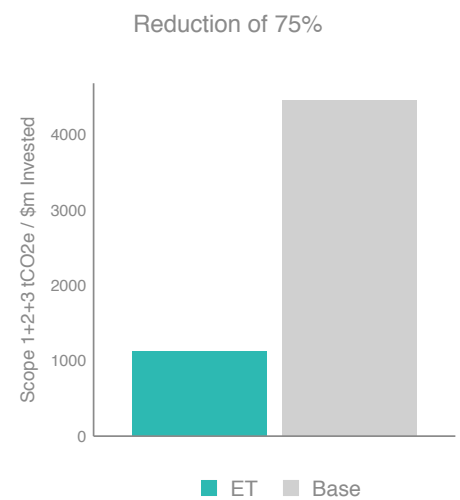
ET SWIX FOSSIL FREE LOW CARBON TRANSITION INDEX

- **Universe:** SWIX as provided to ET Index Research by Old Mutual.
- **Objective:** The index can be used in the creation of index tracking funds, derivatives and as a performance benchmark.
- **Strategy:** Combines divestment with Engaged Tracking (ET) to exclude fossil-fuel stocks and provide the greatest reduction in carbon exposure across all remaining constituent companies.
- **Engagement:** ET Index Research directly engages with constituent companies on behalf of ET Investors to lower emissions and improve disclosure as part of the public ET Carbon Ranking process.
- **Investability:** Stocks are selected and weighted to ensure that the index is investable.
- **Classification:** Index constituents are assigned to sectors in accordance with the Sustainable Industry Classification System™ (SICS™) from the Sustainability Accounting Standards Board™ (SASB™).

Performance Chart



Carbon Emissions Intensity Reduction



Performance Statistics

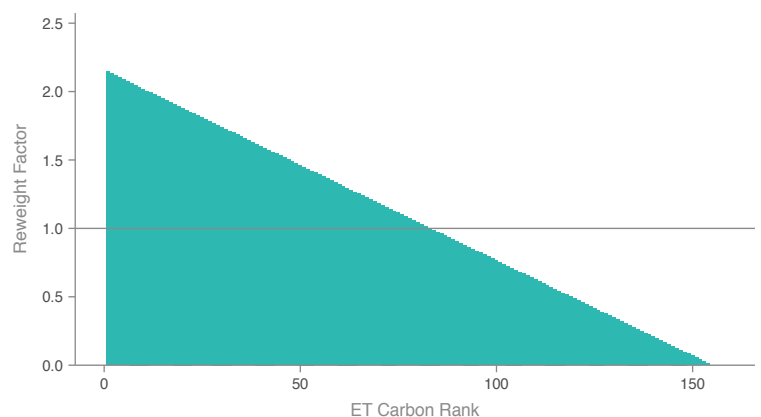
	1Y Returns	3Y Returns	3Y Ann. Returns	3Y Ann. StdDev	3Y Return/Risk Ratio	Tracking Error	Avg. ET Carbon Rank
ET Index	13.29%	44.57%	13.07%	17.62%	0.74	4.98%	69
Base Index	3.44%	24.27%	7.51%	16.27%	0.46	-	83

Base Index indicates the original version of the index or fund prior to optimisation by ET Index Research - unless specified it is market capitalisation weighted. Carbon emissions intensity data comes from ET Index Research.

Top 10 Constituent Weights

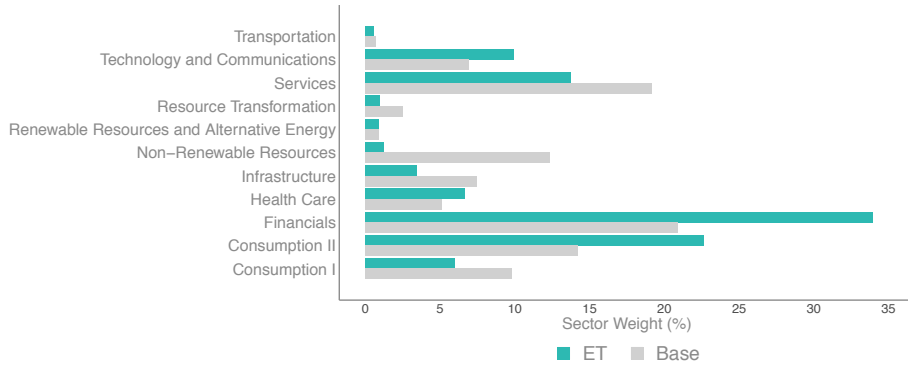
Name	Base	ET	ET Carbon Rank*
NASPERS LTD-N	16.63%	12.04%	103
MTN GROUP LTD	4.26%	6.35%	48
STANDARD BANK GROUP LTD	3.52%	5.05%	52
FIRSTRAND LTD	3.10%	4.54%	50
SANLAM LTD	2.12%	4.11%	16
OLD MUTUAL	2.02%	3.86%	18
STEINHOFF INTERNATIONAL	3.54%	3.16%	91
FINANCIERE RICHEMONT-DEP	1.64%	2.97%	25
SHOPRITE LTD	1.43%	2.87%	11
WOOLWORTHS LTD	1.30%	2.76%	2

Constituent Reweights by ET Carbon Rank



*ET Carbon Rank denotes the relative rank specifically calculated for this universe. Depending on the index strategy this may differ from the public ET Carbon Rank.

Sector Weights



Top 10 Country Weights

Country	Base	ET
South Africa	84.6%	89.3%
United Kingdom	9.6%	4.7%
Switzerland	2.0%	3.1%
Australia	1.7%	0.3%
Luxembourg	0.8%	1.2%
Romania	0.7%	0.3%
Malta	0.6%	0.9%
Isle of Man	0.1%	0.1%
Guernsey	0.1%	0.1%

Characteristics

Currency	ZAR
Number of Constituents	154
Review Dates	Quarterly in March, June, September & December

About ET Index Research Investment Strategies

The Engaged Tracking (ET) Index Series incorporates engagement with constituent companies to improve transparency and lower emissions on behalf of ET Investor clients. Constituent weightings within the ET Low Carbon Index Series and the Fossil Free Low Carbon Index Series are based on a company's position in the fully transparent, public ET Carbon Rankings. The ET Index Series includes Scope 3 emissions (which typically account for 75% of emissions) and comes with a variety of tracking error and emissions intensity reduction options to suit the needs of all investors.

Visit etindex.com to view the ET Carbon Rankings online.

Country: All countries
Sector: All sectors

All disclosure categories		Public, Complete Scope 1 & 2, Third-party Assured	Public, Complete Scope 1 & 2, Not Third-party Assured	Public, Incomplete Scope 1 & 2	No Public Data				
Rank	Company Name	Country	Industry	Reported Scope 1+2 Total (tCO ₂ e)	Scope 1+2 Intensity Accepted or Inferred	Reported Scope 3 Total (tCO ₂ e)	Scope 3 Intensity Accepted or Inferred	No. S3 Categories Disclosed	Combined Scope 1+2+3 Intensity
1	Oracle Corp	United States	Software and IT Services	387,000	10	919,000	24	15	34
2	Biogen Inc	United States	Biotechnology	58,000	5	376,000	35	15	40
3	Adobe Systems Inc	United States	Software and IT Services	45,000	9	150,000	31	15	41
4	UCB SA	Belgium	Biotechnology	66,000	15	20,000	58	1	73
5	Amgen Inc	United States	Biotechnology	369,000	17	103,000	57	2	74

ET INDEX RESEARCH

ET Index Research
 Level39, One Canada Square,
 Canary Wharf, London, E14 5AB
 Tel: +44 (0)207 460 1001
 info@etindex.com
www.etindex.com